

BROADBAND PUSH-TO-TALK ANYWHERE

WAVE™ MOBILE COMMUNICATOR



The WAVE Mobile Communicator extends push-to-talk communications by enabling Android and Apple iOS smartphones, tablets and other specialty devices to securely communicate with other communication systems over broadband networks.

INSTANT, SECURE PUSH-TO-TALK

The WAVE Mobile Communicator turns your smart device into a multi-channel push-to-talk handset. It enables instant, secure and inexpensive communication with other individuals and teams whose primary communications device may be a land mobile radio (LMR), a custom handheld computing device, a PC or another smartphone/tablet.

MOST DEVICES, ANY CARRIER

It's likely that you already own or have access to a device capable of running the WAVE Mobile Communicator. Whether it's an iOS or Android, smartphone or tablet - we've got you covered. You can use a public or private mobile data network or Wi-Fi for connectivity, giving you the freedom to keep the service plan you have or to select another that fits your needs.

EXTEND YOUR LMR NETWORK

The WAVE Mobile Communicator lets you extend workforce communications beyond LMR, ensuring seamless communications in any location with data network access. Any Motorola LMR system can be extended to mobile broadband with the WAVE Mobile Communicator, as can

LMR systems from other vendors. This vendor-agnostic approach makes WAVE the leading industry solution for LMR extension to broadband.

ENGINEERED FOR CRITICAL COMMUNICATIONS

Built on technology engineered for and deployed by our government and military customers, the WAVE Mobile Communicator delivers industry-leading audio quality, unrivalled per-channel user capacity, always-on service and LMR equivalent latency. Integrated mapping, group and private call capability, multiple channel monitoring, presence and channel history combine to deliver the most compelling broadband push-to-talk solution available today.

UNIQUE, PROVEN AND TRUSTED

The WAVE Mobile Communicator is in widespread use today with military, government and commercial organizations that require a high-performance, robust and geographically unrestricted push-to-talk capability using off-the-shelf devices connected to broadband networks, public or private.



GROUPS, RECENTS AND CONTACTS

Following a successful sign-in, your device screen will display its three primary tabs and the application menu, which includes Settings, Help and About. The three primary tabs are Groups, Recents and Contacts and these provide access to the applications principle functions:

Groups – Access your Talk Groups or channels. When signing in to the Mobile Communicator for the first time, up to 16 Groups from your profile are automatically activated. These are the first 16 from your Groups assigned by your administrator. You can add or remove Groups from the settings screen, and subsequent sign-ins will load what was selected at the time of last sign out.

Recents – View all communications activity for this session's active Groups, including any private call communications you have been involved in. You can quickly see who's been communicating with voice or text, and tapping on an activity will take you to that Group or member screen.

Contacts – See a list of members in your address book or contact list (if your administrator has assigned these to you) who might be available to you using the WAVE Mobile Communicator. This is where you would still find radios available for you to private call.

GROUP FEEDS AND PTT

A single tap on any of your Groups will take you to the Feed and Map screen for that Group.

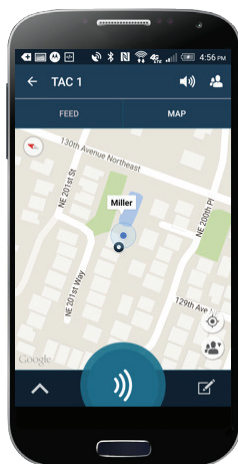
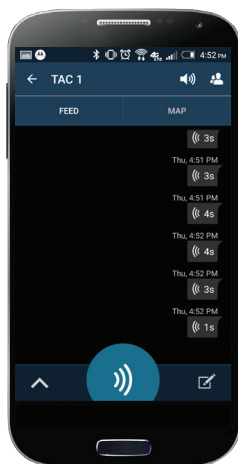
The Feed displays all PTT and text activity in chronological order, showing the display name or Group for who initiated and received the communication with time stamps when the call was started or texts sent. PTT calls also have a duration stamp. Your initiated activity is shown on the right, with other users' activity on the left.

To the right of the Group name are the audio mute and Group member's icons. Tapping mute will mute or unmute audio for the selected group. Tapping the member's icon takes you to a list of all active members.

At the bottom of the screen is your standard PTT button. Touching and holding the PTT button will allow you to talk on your active Group.

On the left of the PTT button is an up-arrow that selects full-screen PTT mode. Full-screen PTT allows you to activate PTT by touching any part of the screen between the top navigation bar and the down-arrow for standard PTT button.

On the right of the standard PTT button is your text selection icon. Touching this icon opens your text interface keyboard. All sent and received texts are shown in the Group feed. You can chose to minimize the keyboard while keeping the text interface active.

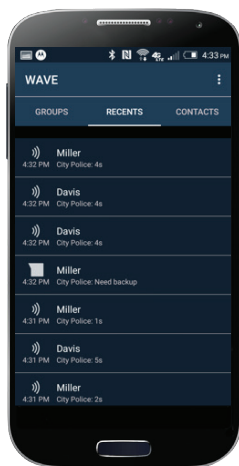


MAPS

The second tab on your selected Group screen is Maps. This tab will take you to a Google map (Android) or Apple map (iOS) that initially scales to include location pins for all users on your selected Group who are sharing their location. Your location is shown as a blue pin, other users as black pins. One exception is that iOS has implemented an additional yellow pin state when location is still being shared but has not been updated within the last 5 minutes.

Tapping on a map pin displays the member's display name. Tapping the Show all Members icon on the lower right of the map returns the map's orientation to include map pins for all of this Group's members sharing location. Tapping the Center on Me icon (above the Show all icon) on the map centers the map's view on your position.

You can pinch or spread to zoom, rotate, tilt and drag the map's screen as required. Double-tapping on the screen will gradually zoom in to the point tapped on the current screen - each time the screen is double-tapped. Pressing the PTT button when in Maps will result in your display name appearing next to your pin. Likewise, If another member of this talk group makes a group call, their display name will appear above their pin.

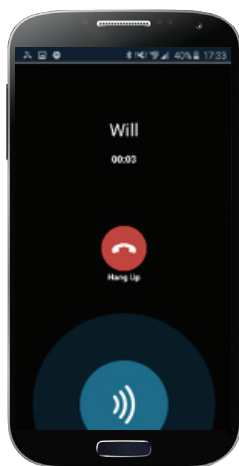


RECENTS

The Recents tab is designed to give you both a real-time and an historical view of call and text activity across all of your Groups. The chronological list details the type of activity (group/private call or text) with a time stamp (group call or private call session start, text sent), the display name of the user and the Group that they are active on (for a group call) or the Member they called (for private call). Tapping on any of the Recents rows will send you to the Feed for that particular Group or to a Member's Feed so you can review all recent activity or transmit audio or texts.

If a user deactivates one of his Talk Groups during the session, those rows will become greyed out and inactive – but the history is preserved. If reactivated, the rows will also become actionable again and, thus, the user can again access that Talk Group's event screens since the session started.

This is the same behavior that occurs for when another Member in a user's Talk Groups signs out of WAVE. All events associated with that Member will become greyed out and inactive – unless they sign back in, at which time they become active again.



PRIVATE CALLS

Private Calls are initiated from the Group members list accessible from the corresponding Group tab. Tapping on a member will take you to that Member's event screen and pressing the PTT button will initiate a private call.

Additionally, you can initiate a private call by starting from the Contact screen. Tapping on a Member in this list takes you to the Member's event screen and pressing the PTT button will initiate the private call.

You also need a section on using the Member Event Screen – specifically the map.

Tapping on the Member's Map tab takes you to a map with that Member's map pin (if they are sharing location) as well as yours. Your location will always display on maps on your device (even if you are not sharing).



USE THE WAVE MOBILE COMMUNICATOR WITH THE MOTOROLA LEX L10 RUGGEDIZED LTE HANDHELD

The Motorola LEX L10 LTE Handheld enables more intelligent communication and collaboration by connecting executives, supervisors, remote knowledge workers, field workers and IT managers across businesses. Originally designed for public safety, the sleek yet rugged LEX L10 also meets the unique requirements of the manufacturing, utilities, hospitality, public works and other enterprise environments by delivering advanced capabilities not available in consumer-grade smartphones.

The sleek LEX L10 is ergonomically designed for one-handed operation with a no-slip grip and a 4.7-inch touch screen. It features best-in-class audio performance with dual 1 Watt front-facing speakers, tri-microphone noise and echo cancellation, and a dedicated PTT button for fast voice collaboration. It uses a removable battery that enhances long-term usage in the field.

The LEX L10 is secured with hardware encryption and Security Enhanced Android OS. It works on Verizon 3G/4G LTE and Public Safety LTE, ensuring seamless roaming and optimal coverage at all times.

Sonim Compatible

The WAVE Mobile Communicator is compatible with the Sonim XP7 ruggedized LTE/WiFi Android smartphone, featuring a side PTT button.

LOCAL LANGUAGE SUPPORT

The WAVE Mobile Communicator is localized to support 14 languages in addition to English:

Chinese (Simplified)	Korean
Chinese (Traditional)	Norwegian
Danish	Portuguese (Brazil)
Dutch	Russian
French	Spanish (Latin America)
German	Spanish (Spain)
Italian	Swedish

WAVE MOBILE COMMUNICATOR IS AVAILABLE WITH WAVE 5000, WAVE 3000 AND WAVE CONNECTIONS™

Because operational environments and deployment preferences differ by customer, we offer WAVE solutions that deliver the capabilities and performance required to match your network size, sophistication and IT/engineering resources.

WAVE 5000

Developed as a highly scalable, feature rich, enterprise grade PTT solution, WAVE 5000 can support up to 3,000 users and enables full interoperability between disparate radio systems and telephony, and extends the reach of these systems using any combination of broadband networks and devices with a suite of PTT applications.

RADIO INTEGRATION

Motorola ASTRO® 25 systems with wireline interface

Motorola ASTRO 25 and Dimetra IP TETRA systems with MOTOBRIDGE™ wireless interface

Motorola MOTOTRBO with wireline or wireless interface to Capacity Plus, Linked Capacity Plus and Connect Plus systems

Other Project 25 (P25) and non-P25 systems with MOTOBRIDGE and 3rd-party gateway wireless interface



WAVE 3000

Optimized for Capacity Plus, Linked Capacity Plus and Connect Plus MOTOTRBO™ systems with a wireline interface, WAVE 3000 offers radio extension to smartphones and tablets using a simple appliance server for ease of deployment, management and support. WAVE 3000 can support up to 500 users.

WAVE Connections

WAVE Connections is a network independent, cloud-based push-to-talk service with a low monthly subscription fee that makes even the smallest WAVE deployments easy and affordable. Powered by WAVE, operated by Motorola Solutions and sold exclusively through our partner network, WAVE Connections currently offers broadband-only PTT services, but will soon include radio network integration via donor radio on any vendor system and wireline integration to Motorola radio systems.

APPLICATION REQUIREMENTS

Optimized for the ruggedized LEX L10 LTE handheld from Motorola Solutions running Android 4.4.4 and compatible with Sonim XP7 running Android version 4.4 and higher. Consumer-grade devices require Android version 4.1 and higher or iOS version 8.1 and higher.

SYSTEM REQUIREMENTS

	Mobile OS	WAVE Servers
WAVE Mobile Communicator PTT	Android 4.1+	WAVE 5000 v5.7.3-5.10
	iOS 7+	WAVE 3000 v1.1a-1.2
WAVE Mobile Communicator PTT (5.10) v3.0+	Android 4.1+	WAVE 5000 v5.7.3-5.10
	iOS 8.1+	WAVE 3000 v1.2

To learn more about WAVE, contact your Motorola representative or visit motorolasolutions.com/WAVE.

Motorola Solutions, Inc. 1301 East Algonquin Road Schaumburg, Illinois 60196, U.S.A. 800-367-2346 motorolasolutions.com

MOTOROLA, MOTO, MOTOROLA SOLUTIONS and the Stylized M Logo are trademarks or registered trademarks of Motorola Trademark Holdings, LLC and are used under license. All other trademarks are the property of their respective owners. © 2016 Motorola Solutions, Inc. All rights reserved. 05-2016A